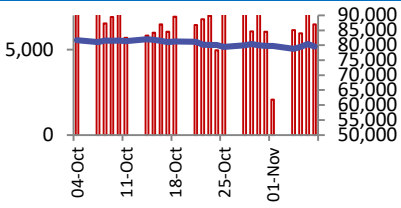
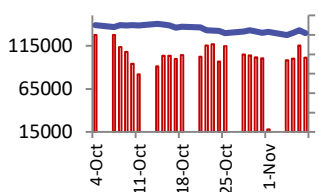


| BSE | | NSE | | | | | | | | | | | | | | | | | | | | | | | | | | | | | |
|---|--|------|-------|------|-------|-----|-------|-------|-------|--------|------|---------------|------|--------------------|------|--|--|------|-------|------|-------|-----|-------|-------|-------|--------|------|--------------|-------|--------------------|--------|
|  | <table border="1"> <tr><td>Open</td><td>80563</td></tr> <tr><td>High</td><td>80563</td></tr> <tr><td>Low</td><td>79419</td></tr> <tr><td>Close</td><td>79542</td></tr> <tr><td>Change</td><td>-836</td></tr> <tr><td>Volume (Lacs)</td><td>7234</td></tr> <tr><td>Turnover (Rs.inCr)</td><td>6475</td></tr> </table> | Open | 80563 | High | 80563 | Low | 79419 | Close | 79542 | Change | -836 | Volume (Lacs) | 7234 | Turnover (Rs.inCr) | 6475 |  | <table border="1"> <tr><td>Open</td><td>24490</td></tr> <tr><td>High</td><td>24503</td></tr> <tr><td>Low</td><td>24179</td></tr> <tr><td>Close</td><td>24199</td></tr> <tr><td>Change</td><td>-285</td></tr> <tr><td>Volume(Lacs)</td><td>32128</td></tr> <tr><td>Turnover(Rs.in Cr)</td><td>101311</td></tr> </table> | Open | 24490 | High | 24503 | Low | 24179 | Close | 24199 | Change | -285 | Volume(Lacs) | 32128 | Turnover(Rs.in Cr) | 101311 |
| Open | 80563 | | | | | | | | | | | | | | | | | | | | | | | | | | | | | | |
| High | 80563 | | | | | | | | | | | | | | | | | | | | | | | | | | | | | | |
| Low | 79419 | | | | | | | | | | | | | | | | | | | | | | | | | | | | | | |
| Close | 79542 | | | | | | | | | | | | | | | | | | | | | | | | | | | | | | |
| Change | -836 | | | | | | | | | | | | | | | | | | | | | | | | | | | | | | |
| Volume (Lacs) | 7234 | | | | | | | | | | | | | | | | | | | | | | | | | | | | | | |
| Turnover (Rs.inCr) | 6475 | | | | | | | | | | | | | | | | | | | | | | | | | | | | | | |
| Open | 24490 | | | | | | | | | | | | | | | | | | | | | | | | | | | | | | |
| High | 24503 | | | | | | | | | | | | | | | | | | | | | | | | | | | | | | |
| Low | 24179 | | | | | | | | | | | | | | | | | | | | | | | | | | | | | | |
| Close | 24199 | | | | | | | | | | | | | | | | | | | | | | | | | | | | | | |
| Change | -285 | | | | | | | | | | | | | | | | | | | | | | | | | | | | | | |
| Volume(Lacs) | 32128 | | | | | | | | | | | | | | | | | | | | | | | | | | | | | | |
| Turnover(Rs.in Cr) | 101311 | | | | | | | | | | | | | | | | | | | | | | | | | | | | | | |

| World Markets | Current | Previous | Pt. Chg | Var(%) |
|-------------------|---------|----------|---------|--------|
| Dow | 43729 | 43730 | (1) | 0.0% |
| Dow Futures | 43906 | 43910 | (4) | 0.0% |
| Nasdaq | 19269 | 18983 | 286 | 1.5% |
| FTSE | 8141 | 8167 | (26) | -0.3% |
| Nikkei | 39515 | 39381 | 134 | 0.3% |
| Hang Seng | 20941 | 20953 | (12) | -0.1% |
| Gift Nifty | 24298 | 24332 | (35) | -0.1% |
| Straits Singapore | 3730 | 3673 | 57 | 1.5% |
| South Korea | 2578 | 2565 | 13 | 0.5% |
| Taiwan | 23621 | 23409 | 212 | 0.9% |
| Shanghai | 3494 | 3471 | 23 | 0.7% |

| Commodity Prices | Current | Previous | Pt. Chg | Var(%) |
|----------------------|---------|----------|---------|--------|
| Copper (\$/MT) | 9664 | 9343 | 126.0 | 1.3% |
| Alumin (\$/MT) | 2695 | 2616 | 20.0 | 0.8% |
| Zinc (\$/MT) | 3052 | 2973 | (34.0) | -1.1% |
| Brent Crude (\$/bbl) | 75 | 76 | 0.0 | 0.0% |
| Gold (\$/Ounce) | 2698 | 2707 | (10.1) | -0.4% |
| Silver (\$/Ounce) | 32 | 32 | (0.1) | -0.3% |
| Light Crude (\$/bbl) | 72 | 72 | 0.0 | 0.0% |
| N G (\$/mmbtu) | 3 | 3 | 0.0 | 0.1% |
| Sugar (\$/MT) | 576 | 568 | (2.4) | -0.4% |
| Rubber (Rs./kg) | 182 | 181 | (3.0) | -1.7% |
| Baltic Dry Index | 1451 | 1427 | (4.0) | -0.3% |

| Currency Exchange Rate | Current | Previous | Var(%) |
|------------------------|---------|----------|--------|
| Rs./\$ rate | 84.38 | 84.28 | 0.11% |
| Rs./ Euro | 90.68 | 90.64 | 0.05% |
| Rs./Chinese Yuan | 11.81 | 11.81 | -0.06% |
| Yen /\$ rate | 153.09 | 152.94 | 0.10% |
| \$ US/Euro | 1.08 | 1.08 | -0.21% |

| Dollar Index | Current | Previous | Var(%) |
|--------------|---------|----------|--------|
| Dollar Index | 104.52 | 104.51 | -0.02% |

| Support/ Resistance Levels for Today | | |
|--------------------------------------|-------|----------------|
| | Nifty | Bank Nifty Fut |
| Support 1 | 24140 | 52000 |
| Support 2 | 24070 | 51740 |
| Resistance | 24270 | 52540 |

| Securities in Ban For Trade | |
|-----------------------------|----------|
| ABFRL | GRANULES |

Market Review

US: Wall Street climbed to another record high, after the US Federal Reserve cut interest rates along widely expected lines.

Asia: Markets in the Asia-Pacific region climbed on Friday, following the US Fed's action.

India: The domestic equity benchmark indices are expected to open flat on Friday amid positive global market cues. **Market is expected to open on a flattish note and likely to witness range bound move during the day.**

Global Economy: Japanese household spending fell in September for the second straight month, government data showed on Friday, as higher prices choked consumers' appetite in a discouraging sign for the central bank's plans to hike rates further. Consumer spending fell 1.1% from the year earlier, against the median market forecast for a 2.1% decline. On a seasonally adjusted, month-on-month basis, it fell 1.3%, versus an estimated 0.7% drop. Households have likely continued to cut back spending on food, opting for cheaper alternatives like chicken instead of beef, and saving more of their income, an internal affairs ministry official said.

The number of Americans filing new applications for unemployment benefits rose slightly last week, suggesting no material change in the labor market and reinforcing views that hurricanes and strikes had resulted in job growth almost stalling in October. Though the labor market is easing, wage pressures are not showing a significant cooling, casting a shadow over the inflation and interest rate outlook. Unit labor costs increased at a solid clip in the third quarter.

Commodities: Oil prices fell slightly in Asian trade on Friday, but were set for a positive weekly performance after the OPEC+ delayed plans to increase production, while the prospect of more U.S. supply disruptions also helped.

Gold prices inched higher on Friday, extending gains spurred by the Federal Reserve's widely anticipated quarter-point rate cut amid a cooling labor market and solid economic growth.

Currency: The dollar took a breather on Friday, on track to cap off a wild week with a slight gain as markets weighed the impact of Donald Trump's impending return to the White House.

FII Derivative Transactions (Rs. Cr)

| Contracts | Purchase | | Sell | | Net | Open Interest (OI) | | OI (Previous day) | | Change | |
|--------------|-----------------|----------------|-----------------|----------------|----------------|--------------------|---------------|-------------------|---------------|------------------|-----------------|
| | Contract | Value | Contract | Value | Value | Contract | Value | Contract | Value | Contract | Value |
| Index Future | 34802 | 2307 | 53495 | 3453 | (1146) | 341478 | 23299 | 321763 | 22206 | 19715 | 1093 |
| Index Option | 46824122 | 2925239 | 47275613 | 2951556 | (26317) | 5309097 | 350066 | 7508021 | 477954 | (2198924) | (127888) |
| Stock Future | 312323 | 21270 | 423318 | 28464 | (7194) | 4954093 | 331084 | 4921872 | 332151 | 32221 | (1067) |
| Stock Option | 727805 | 51688 | 763419 | 54089 | (2401) | 620262 | 42012 | 524792 | 36046 | 95470 | 5966 |
| Total | 47899052 | 3000504 | 48515845 | 3037562 | (37058) | 11224930 | 746461 | 13276448 | 868357 | (2051518) | (121896) |

| FII All Activity-BBG (Rs Cr) | Buy | Sell | Net |
|------------------------------|--------------|--------------|----------------|
| 30-Oct-24 | 17724 | 19922 | (2198) |
| 31-Oct-24 | 20898 | 25242 | (4344) |
| 4-Nov-24 | 15218 | 19780 | (4562) |
| 5-Nov-24 | 12785 | 14524 | (1739) |
| 6-Nov-24 | 12919 | 16632 | (3714) |
| Month to date- Nov | 40922 | 50936 | (10015) |
| FII (Prov.) (Rs Cr) | Buy | Sell | Net |
| 1-Nov-24 | 69 | 281 | (212) |
| 4-Nov-24 | 13786 | 18116 | (4330) |
| 5-Nov-24 | 11851 | 14421 | (2569) |
| 6-Nov-24 | 11912 | 16357 | (4446) |
| 7-Nov-24 | 11736 | 16625 | (4889) |
| Month to date-Nov | 49355 | 65800 | (16445) |
| DII (Prov.) (Rs. Cr) | Buy | Sell | Net |
| 1-Nov-24 | 50 | 427 | (377) |
| 4-Nov-24 | 12450 | 9514 | 2936 |
| 5-Nov-24 | 12617 | 9586 | 3031 |
| 6-Nov-24 | 16062 | 11172 | 4889 |
| 7-Nov-24 | 11374 | 9588 | 1787 |
| Month to date-Nov | 52553 | 40287 | 12266 |
| FII Debt - BBG (Rs. Cr) | Buy | Sell | Net |
| 30-Oct-24 | 2409 | 2304 | 105 |
| 31-Oct-24 | 4571 | 1411 | 3160 |
| 4-Nov-24 | 3331 | 2822 | 509 |
| 5-Nov-24 | 5780 | 2068 | 3712 |
| 6-Nov-24 | 1496 | 4254 | (2758) |
| Month to date- Nov | 10607 | 9145 | 1463 |

| Market Breadth | BSE | | NSE | |
|----------------|------|-----|------|-----|
| | No. | % | No. | % |
| Advance | 1769 | 44% | 1051 | 37% |
| Decline | 2192 | 54% | 1737 | 61% |
| Unchanged | 92 | 2% | 55 | 2% |

| Market Turnover | 7-Nov | 6-Nov | Var (%) |
|-----------------|----------|----------|---------|
| BSE Cash | 6475 | 8797 | -26% |
| NSE Cash | 101311 | 115422 | -12% |
| NSE Futures | 122984 | 144620 | -15% |
| NSE Options | 44105372 | 59227668 | -26% |
| Total (Rs.Cr) | 44336142 | 59496508 | -25% |

| Volatility Index | 7-Nov | 6-Nov |
|------------------|-------|-------|
| Volatility Index | 14.94 | 14.87 |

| Index PE - TTM | 7-Nov | Yr. High | Yr. Low |
|----------------|-------|----------|---------|
| Sensex | 22.8 | 26.0 | 21.8 |
| Nifty | 22.6 | 28.8 | 20.8 |

Corporate News

Tata Power acquires Paradeep Transmission for Rs 18.64 crore

Tata Power has acquired 100% stake in Paradeep Transmission Ltd, a special purpose vehicle (SPV), for Rs 18.64 cr. The acquisition process was completed on Nov 6, 2024. (ET)

SECI debars Reliance Power, Reliance NU BESS from its tenders for 3 years

Reliance Power Ltd and Reliance NU BESS Ltd have been debarred from participating in SECI tenders for three years for allegedly submitting "fake documents". In a note, SECI said, "based on the examination of documents submitted by Maharashtra Energy Generation, now known as Reliance NU BESS it was discovered that as per the tender requirements, the endorsement of the Bank Guarantee against EMD, as submitted by the Bidder, was fake. (ET)

NCLT Approves Merger Of Adani Enterprises Arm With Adani Power's Mahan Energen

NCLT approved the merger of Stratatech Mineral Resources Pvt, a wholly owned subsidiary of Adani Enterprises Ltd, with Mahan Energen Ltd. Tribunal is of the considered view that the Scheme as contemplated between the companies seems to be prima facie beneficial to the companies and will not be in any way detrimental to the interest of the shareholders of the companies. The latter is a subsidiary of Adani Power Ltd. The Adani Group's Mahan Energen in June agreed to merge the coal miner Stratatech Mineral Resources with itself as it seeks to improve its fuel security. (NDTV)

Economy

November inflation figures may bear imprint of rise in onion prices

Onion prices in India have surged to a five-year high due to heavy rainfall damaging crops and delaying harvests. This price increase, along with rising costs for potatoes and cooking oil, is expected to impact inflation data for November. (ET)

International

Fortinet shares fall 8% after earnings

Fortinet Inc reported third-quarter earnings that surpassed analyst expectations, but shares tumbled 8% in after-hours trading despite the cybersecurity firm raising its full-year outlook. The company posted adjusted earnings per share of \$0.63, beating the analyst estimate of \$0.52. Revenue for the quarter came in at \$1.51 bn, exceeding the consensus estimate of \$1.48 billion and representing a 13% YoY increase. (Inv)

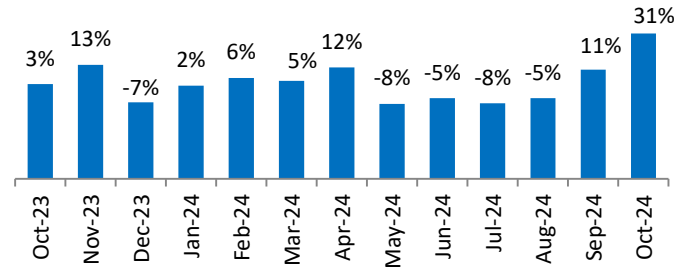
| Top 5 Nifty Gainers | 7-Nov | 6-Nov | Var(%) |
|---------------------|-------|-------|--------|
| APOLLOHOSP | 7425 | 6968 | 6.6% |
| SBIN | 860 | 855 | 0.6% |
| HDFCLIFE | 712 | 709 | 0.4% |
| TCS | 4151 | 4140 | 0.3% |
| DIVISLAB | 5960 | 5954 | 0.1% |
| Top 5 Nifty Losers | 7-Nov | 6-Nov | Var(%) |
| HINDALCO | 648 | 708 | -8.5% |
| SHRIRAMFIN | 3070 | 3187 | -3.7% |
| GRASIM | 2563 | 2646 | -3.1% |
| TECHM | 1651 | 1694 | -2.5% |
| ADANIANT | 2970 | 3046 | -2.5% |

| BSE Index Watch | Last | 1 day | 1 wk | 1 mth | 1 yr |
|-----------------|-------|-------|-------|-------|-------|
| SENSEX | 79542 | -1.0% | 0.2% | -2.6% | 22.4% |
| MIDCAP | 46629 | -0.7% | 1.4% | -2.6% | 43.7% |
| SMLCAP | 55764 | -0.4% | 1.4% | 0.6% | 45.5% |
| AUTO | 53963 | -1.4% | 0.8% | -9.0% | 46.2% |
| BANKEK | 59243 | -0.7% | 1.0% | 2.5% | 19.9% |
| Capital Goods | 70114 | -0.5% | 3.6% | -0.9% | 47.8% |
| FMCG | 21391 | -0.9% | -1.3% | -7.0% | 12.8% |
| Health Care | 44101 | -0.8% | 0.4% | 0.3% | 54.0% |
| IT | 41749 | -0.8% | 3.3% | -2.3% | 32.3% |
| METAL | 31311 | -2.5% | 0.1% | -5.5% | 37.1% |
| Oil & Gas | 27905 | -0.6% | 1.6% | -7.5% | 44.2% |
| Power | 7822 | -1.4% | -0.1% | -5.7% | 72.5% |
| Realty | 7786 | -1.5% | -0.3% | -3.2% | 50.5% |

| NSE USD Futures | 7-Nov | 6-Nov | Var (%) |
|----------------------------|-------|-------|---------|
| Nov Expiry (Rs./\$) | 84.19 | 84.33 | -0.2% |
| Dec Expiry (Rs./\$) | 84.12 | 84.35 | -0.3% |
| Total Turnover (Rs. Crore) | 4185 | 5936 | -29% |

| Sectors | TTM PE |
|------------------------|--------|
| Auto | 31.11 |
| Auto Ancillary | 52.08 |
| Banking | 14.37 |
| Engineering | 45.6 |
| Cement | 79.31 |
| Diamonds & Jewellery | 56.97 |
| Housing Finance | 26.1 |
| Infrastructure & Const | 32.65 |
| Metals-Aluminium | 38.14 |
| Metal – Steel | 20.15 |
| Oil Expl. | 18.24 |
| Pharma | 10.69 |
| Power – Gen. Supp. | 45.88 |
| Information Tech. | 28.67 |
| Sugar | 22.6 |
| Telecom Serv. Prov. | 70.51 |
| Tyres | 26.67 |

Royal Enfield: Monthly Sales Volume Growth (YoY)
(Source: Company data)



| 10 year G-Sec Yield | Current | Previous | Change |
|---------------------|---------|----------|---------|
| US | 4.34% | 4.33% | 1 bps |
| Japan | 1.01% | 1.01% | (0) bps |
| India | 6.82% | 6.83% | (1) bps |
| UK | 4.50% | 4.56% | (6) bps |
| Libor 3 Mths | 4.85% | 4.85% | (0) bps |

| Indian Eco Data | Current | Previous | Var(%) |
|----------------------------|---------|----------|---------|
| Forex Reserve (US\$ in bn) | 654 | 652 | 0.3% |
| Inflation - WPI | 1.84% | 1.31% | 53 bps |
| Inflation - CPI | 5.49% | 3.65% | 184 bps |

| India GDP | Q1FY25 | Q4FY24 | Var(%) |
|-----------|--------|--------|----------|
| Growth | 6.70% | 7.76% | (106)bps |

| Monetary Policy | Current | Previous | Change |
|--------------------------------------|---------|----------|---------|
| Repo Rate | 6.50% | 6.50% | 0 bps |
| Reverse Repo Rate | 3.35% | 3.35% | 0 bps |
| CRR | 4.50% | 4.50% | 0 bps |
| O/S Banking System Liquidity (Rs bn) | 2837 | 2980 | (143.3) |

| IIP Growth % | Aug-24 | Aug-23 | Apr-Feb |
|---------------|--------|--------|---------|
| IIP | -0.1 | 10.9 | 4.3 |
| Capital Goods | 0.7 | 13.1 | 3.6 |
| Mining | 1.0 | 10.0 | 4.1 |
| Manufacturing | -3.7 | 15.3 | 6.6 |
| Electricity | -4.3 | 12.3 | 5.1 |

Bulk Deal As On 07/11/24

| BSE | | | | | |
|---------------|---------------|---|------|----------|--------|
| Security Code | Security Name | Client Name | Deal | Quantity | Price |
| 539773 | ADVIKCA | SILVERTOSS SHOPPERS PRIVATE LIMITED | S | 1999540 | 2.3 |
| 539773 | ADVIKCA | SILVERTOSS SHOPPERS PRIVATE LIMITED | B | 9499540 | 2.3 |
| 539773 | ADVIKCA | SRESTHA FINVEST LIMITED | S | 10000000 | 2.3 |
| 538351 | AFEL | AKARAM SIKANDAR MALEK | S | 124611 | 20.1 |
| 538351 | AFEL | BHUMIKABEN PATEL | S | 215000 | 20.1 |
| 538351 | AFEL | DHIRUBHAI REVABHAI PATEL | S | 175000 | 20.72 |
| 538465 | AMARSEC | DEEPIKAJINDAL | B | 31709 | 31.99 |
| 538465 | AMARSEC | GARIMA SUHAS KHABIYA | S | 44724 | 32.41 |
| 538465 | AMARSEC | GARIMA SUHAS KHABIYA | S | 58729 | 30.3 |
| 538465 | AMARSEC | JOY BANERJEE | S | 30061 | 32.26 |
| 538465 | AMARSEC | RAVI ASHOK KOTHARI | S | 41144 | 33.01 |
| 538465 | AMARSEC | SUNIL SACHDEVA | B | 15800 | 33.01 |
| 543439 | BRANDBUCKT | RISHABH SHASHIKANT NIRBHAVNE | S | 200000 | 17.83 |
| 532113 | BRJLEAS | NURULLA SYED | S | 44834 | 12.67 |
| 542678 | CHCL | SANKLECHA SONALI DILIP | S | 300000 | 4.64 |
| 539091 | CITL | SHAH ROHIT DALPATBHAI HUF | S | 73760 | 102.95 |
| 539884 | DARSHANORNA | HARDIK JAWAHARBHAI MEHTA | B | 345000 | 5.74 |
| 539884 | DARSHANORNA | SALIM MOHAMMED HUSSEIN PUNJANI | S | 440000 | 5.75 |
| 539884 | DARSHANORNA | VANITA JAGDISH SHAH | B | 260000 | 5.78 |
| 526703 | ECOPLAST | KUNAL PLASTICS PRIVATE LIMITED | S | 36440 | 520 |
| 539032 | FRASER | MULTIPLIER SHARE & STOCK ADVISORS PRIVATE LIMITED | S | 55000 | 9.8 |
| 539032 | FRASER | RAJENDER KUMAR BABANI | S | 100000 | 9.81 |
| 543239 | GMPL | CREDENT GLOBAL FINANCE LIMITED | S | 101500 | 155 |
| 543239 | GMPL | LAXMI TRADING AND INVESTMENTS | B | 101500 | 155 |
| 532015 | GRAVITY | GEETA VINODCHANDRA BHATT | S | 46633 | 7.98 |
| 505336 | HARSHILAGR | HIREN BHAILAL PATEL | B | 1975000 | 12.89 |
| 505336 | HARSHILAGR | NIRAV C PARIKH (HUF) | S | 2500000 | 12.89 |
| 505336 | HARSHILAGR | VISHAL SHAH | S | 569468 | 12.89 |
| 539449 | IGCIL | ADITYA RASHMIKANT DHARIA | S | 65022 | 18.45 |
| 539449 | IGCIL | AKASH GOYAL | S | 40477 | 18.98 |
| 539449 | IGCIL | AKASH GOYAL | B | 40477 | 18.64 |
| 539449 | IGCIL | ANJANA SHARMA | B | 40000 | 19.68 |
| 539449 | IGCIL | GAURANG MANUBHAI SHAH | S | 12499 | 19.01 |
| 539449 | IGCIL | JAI VINAYAK SECURITIES | S | 12437 | 18.76 |
| 539449 | IGCIL | JAI VINAYAK SECURITIES | B | 9923 | 18.88 |
| 539449 | IGCIL | JIGAR MUKESHBHAI SHAH | S | 15468 | 18.25 |
| 539449 | IGCIL | LAXMIPAT DUDHERIA | S | 15000 | 19.62 |
| 539449 | IGCIL | NATTANMAI PARASURAMAN DIVYA | B | 18000 | 18.64 |
| 539449 | IGCIL | PARASMANUBHAISHAH | S | 17312 | 19.49 |
| 539449 | IGCIL | PARASMANUBHAISHAH | B | 17312 | 18.03 |
| 539449 | IGCIL | PUNAMDOLATRAMGERAIYA | S | 12000 | 19.17 |
| 539449 | IGCIL | SUMAN GUPTA | S | 15907 | 18.96 |
| 539449 | IGCIL | SUMAN GUPTA | B | 15907 | 18.91 |
| 539449 | IGCIL | VINOD KUMAR | B | 26500 | 19.04 |
| 539175 | INDRAIND | ANITA SINGH | S | 90000 | 13 |
| 539175 | INDRAIND | MELABHAI VIRAMBHAI DESAI | B | 90446 | 13 |
| 538422 | JACKSON | CHANDAN CHAURASIYA | S | 3940948 | 0.89 |
| 538422 | JACKSON | CHANDAN CHAURASIYA | B | 3940948 | 0.88 |
| 538422 | JACKSON | MONOHAR TATWA | S | 2000000 | 0.88 |
| 538422 | JACKSON | SANDARV TRADING PRIVATE LIMITED | S | 2858840 | 0.88 |

| | | | | | |
|--------|------------|---|---|----------|---------|
| 531328 | KRETOSYS | MONIL KACHHADIYA | B | 900000 | 1.4 |
| 539762 | MEAPL | HIREN PARAMANANDDAS SHAH | B | 100000 | 50.42 |
| 539762 | MEAPL | MULTIPLIER SHARE & STOCK ADVISORS PRIVATE LIMITED | S | 200000 | 50.42 |
| 539762 | MEAPL | MULTIPLIER SHARE & STOCK ADVISORS PRIVATE LIMITED | B | 80001 | 50.42 |
| 539762 | MEAPL | VAIBHAV JAIN | B | 100000 | 50.42 |
| 512415 | MERCTRD | MULTIPLIER SHARE & STOCK ADVISORS PRIVATE LIMITED | B | 18332 | 61.63 |
| 519479 | OMEAG | VISWA PRASAD SADHANALA | S | 50000 | 21.7 |
| 540198 | OSIAJEE | VIKAS JAIN | B | 43016 | 50.16 |
| 541703 | RACONTEUR | RAJIV VASHISHT | S | 44800 | 22.13 |
| 541601 | RAJNISH | KABEELON SALES CORP | S | 100000 | 2.1 |
| 541601 | RAJNISH | KABEELON SALES CORP | B | 4822288 | 2.03 |
| 541601 | RAJNISH | NIKHILESH TRADERS LLP . | S | 5248019 | 2.03 |
| 541601 | RAJNISH | VANRAJ DADBHAI KAHOR | S | 4198583 | 2.05 |
| 543285 | RCAN | INVENTURE GROWTH & SECURITIES LTD. | B | 30000 | 602.67 |
| 543285 | RCAN | TIRUPATI FINCORP LIMITED | S | 29000 | 603.59 |
| 539673 | RCL | SHAIL JAIN | B | 75000 | 2.86 |
| 530251 | RISAINTL | PREM ANTONY SEQUEIRA | S | 1000000 | 1.19 |
| 500389 | SILVERLINE | ISHAAN TRADEFIN LLP | S | 369356 | 19.69 |
| 500389 | SILVERLINE | MULTIPLIER SHARE & STOCK ADVISORS PRIVATE LIMITED | B | 400000 | 19.69 |
| 539217 | SRESTHA | ARROWSPACE ADVISORS PRIVATE LIMITED | S | 15000000 | 0.67 |
| 543914 | SWATIPRO | BINOD KUMAR SINGH (HUF) | S | 68113 | 122.3 |
| 539658 | TEAMLEASE | T. ROWE PRICE INTERNATIONAL DISCOVERY FUND | S | 134375 | 2747.43 |
| 506808 | TUTIALKA | WALERY SECURITY MANAGEMENT LIMITED | B | 1035000 | 95.2 |
| 511726 | VIPULLTD | NVS CORPORATE CONSULTANCY SERVICES PVT LTD | B | 1000000 | 32 |
| 511726 | VIPULLTD | SRESTHA FINVEST LIMITED | B | 800000 | 32 |
| 511726 | VIPULLTD | SUMARG EDUCATION RESOURCES PRIVATE LIMITED | S | 1450000 | 32 |

NSE

| Security Code | Security Name | Client Name | Deal | Quantity | Price |
|---------------|---------------------------|---|------|----------|---------|
| ARROWGREEN | Arrow Greentech Limited | TARUN SURESH JAIN | BUY | 77000 | 1066.87 |
| BAJAJHLDNG | Bajaj Holdings & Invs Ltd | CITIGROUP GLOBAL MARKETS MAURITIUS PRIVATE LIMITED | SELL | 29230 | 10500 |
| BAJAJHLDNG | Bajaj Holdings & Invs Ltd | CITIGROUP GLOBAL MARKETS SINGAPORE PTE LIMITED | BUY | 29230 | 10500 |
| GATECHDVR | GACM Technologies Limited | DHRUV GANJI | SELL | 2886367 | 0.99 |
| GATECHDVR | GACM Technologies Limited | RAJESH KUMAR GUPTA | BUY | 603291 | 1 |
| GPECO | GP Eco Solutions India L | GOLDEN BIO ENERGY LIMITED | SELL | 116400 | 339.13 |
| GSMFOILS | GSM Foils Limited | SWAPNIL MEHTA | BUY | 104000 | 94.95 |
| HDFCBANK | HDFC Bank Ltd. | PI OPPORTUNITIES AIF V LLP | BUY | 859105 | 1743.35 |
| HDFCBANK | HDFC Bank Ltd. | PRAZIM TRADING AND INVESTMENT COMPANY PRIVATE LIMITED | SELL | 859105 | 1743.35 |
| JIOFIN | Jio Fin Services Ltd | CITIGROUP GLOBAL MARKETS MAURITIUS PRIVATE LIMITED | SELL | 1979153 | 322 |
| JIOFIN | Jio Fin Services Ltd | CITIGROUP GLOBAL MARKETS SINGAPORE PTE LIMITED | BUY | 1979153 | 322 |
| KSHITJPOL | Kshitij Polyline Limited | PRABHU LAL MEENA | SELL | 830000 | 5.87 |
| LOKESHMACH | Lokesh Machines Limited | VISHAL KARWA | BUY | 102000 | 390 |
| MACOBSTECH | Macobs Technologies Ltd | DALMIA FAMILY OFFICE TRUST | BUY | 68000 | 146.95 |
| MEDICO | Medico Remedies Limited | MANISH NITIN THAKUR | BUY | 640000 | 55.65 |
| MEDICO | Medico Remedies Limited | VIJAYGOPAL PARASRAM ATAL | SELL | 700000 | 55.31 |
| PARAGMILK | Parag Milk Foods Ltd. | JAYDEV MUKUND MODY | BUY | 855975 | 216.49 |
| SDREAMS | S D Retail Limited | NORTH STAR OPPORTUNITIES FUND VCC-BULL VALUE INCORPORAT | SELL | 152000 | 147 |
| SDREAMS | S D Retail Limited | PEANENCE COMMERCIAL PVT LIMITED | BUY | 153000 | 147 |
| SOLEX | Solex Energy Limited | GRACIOUS ADVISORS LLP | BUY | 87875 | 1625.2 |
| SOLEX | Solex Energy Limited | SANJUDEVI RAMESHCHANDRA CHANDAK | SELL | 75000 | 1625 |
| SONACOMS | Sona BLW Precision Frgs L | CITIGROUP GLOBAL MARKETS MAURITIUS PRIVATE LIMITED | SELL | 432682 | 709 |
| SONACOMS | Sona BLW Precision Frgs L | CITIGROUP GLOBAL MARKETS SINGAPORE PTE LIMITED | BUY | 432682 | 709 |
| TEAMLEASE | Teamlease Services Ltd. | T. ROWE PRICE INTERNATIONAL DISCOVERY FUND | SELL | 124499 | 2749.07 |
| TERASOFT | Tera Software Limited | AMIT GOYAL | SELL | 65449 | 95.81 |
| TERASOFT | Tera Software Limited | SHREE JAYANT ENTERPRISE | BUY | 70000 | 100.04 |
| TERASOFT | Tera Software Limited | YELLOWSTONE VENTURES LLP | BUY | 100000 | 96.68 |
| TRENT | Trent Ltd. | DODONA HOLDINGS LIMITED | SELL | 1368010 | 6445 |
| TRENT | Trent Ltd. | SIDDHARTHA YOG | BUY | 1368010 | 6445 |
| UCL-RE | Ushanti Colour Chem Limit | DEEPA MUKESHKUMAR CHAUDHRY | SELL | 2800 | 6.5 |
| UCL-RE | Ushanti Colour Chem Limit | MUKESHKUMAR KANTILAL CHAUDHARI | SELL | 4000 | 6.5 |

Disclosure:

Research Reports that are published by Nirmal Bang Securities Private Limited (hereinafter referred to as “NBSPL”) are for private circulation only. NBSPL is a registered Research Analyst under SEBI (Research Analyst) Regulations, 2014 having Registration no. INH000001766. NBSPL is also a registered Stock Broker with National Stock Exchange of India Limited, BSE Limited, Metropolitan Stock Exchange of India Limited, Multi Commodity Exchange of India Limited and , National Commodity and Derivative Exchange Limited in Capital Market , Equity and Commodities derivatives segments and Currency Derivatives Segment .

NBSPL has other business divisions with independent research teams separated by Chinese walls, and therefore may, at times, have different or contrary views on stocks and markets.

NBSPL or its associates have not been debarred / suspended by SEBI or any other regulatory authority for accessing / dealing in securities Market since last 20 years. NBSPL, its associates or analyst or his relatives do not hold any financial interest (Except Investment) in the subject company. NBSPL or its associates or Analyst do not have any conflict or material conflict of interest at the time of publication of the research report with the subject company. NBSPL or its associates or Analyst or his relatives may or may not hold beneficial ownership of 1% or more in the subject company at the end of the month immediately preceding the date of publication of this research report.

NBSPL or its associates / analyst has not received any compensation / managed or co-managed public offering of securities of the company covered by Analyst during the past twelve months. NBSPL or its associates have not received any compensation or other benefits from the company covered by Analyst or third party in connection with the research report. Analyst has not served as an officer, director or employee of Subject Company. NBSPL / analyst has not been engaged in market making activity of the subject company.

Analyst Certification: The research analysts and authors of these reports, hereby certify that the views expressed in this research report accurately reflects my/our personal views about the subject securities, issuers, products, sectors or industries. It is also certified that no part of the compensation of the analyst(s) was, is, or will be directly or indirectly related to the inclusion of specific recommendations or views in this research. The analyst(s) principally responsible for the preparation of this research report and has taken reasonable care to achieve and maintain independence and objectivity in making any recommendations.

Disclaimer:

The Research Report is for the personal information of the authorized recipient and does not construe to be any investment, legal or taxation advice. NBSPL is not soliciting any action based upon it. Nothing in the research report shall be construed as a solicitation to buy or sell any security or product, or to engage in or refrain from engaging in any such transaction. In preparing the research report, we did not take into account the investment objectives, financial situation and particular needs of the reader.

The research report has been prepared for the general use of the clients of NBSPL and must not be copied, either in whole or in part, or distributed or redistributed to any other person in any form. If you are not the intended recipient you must not use or disclose the information in the research report in any way. Though disseminated to all the customers simultaneously, not all customers may receive the research report at the same time. NBSPL will not treat recipients as customers by virtue of their receiving the research report. The research report is not directed or intended for distribution to or use by any person or entity resident in a state, country or any jurisdiction, where such distribution, publication, availability or use would be contrary to law, regulation or which would subject NBSPL & its group companies to registration or licensing requirements within such jurisdictions.

The report is based on the information obtained from sources believed to be reliable, but we do not make any representation or warranty that it is accurate, complete or up-to-date and it should not be relied upon as such. We accept no obligation to correct or update the information or opinions in it. NBSPL or any of its affiliates or employees shall not be in any way responsible for any loss or damage that may arise to any person from any inadvertent error in the information contained in the research report. NBSPL or any of its affiliates or employees do not provide, at any time, any express or implied warranty of any kind, regarding any matter pertaining to this report, including without limitation the implied warranties of merchantability, fitness for a particular purpose, and non-infringement. The recipients of the research report should rely on their own investigations.

This information is subject to change without any prior notice. NBSPL reserves its absolute discretion and right to make or refrain from making modifications and alterations to this statement from time to time. Nevertheless, NBSPL is committed to providing independent and transparent recommendations to its clients, and would be happy to provide information in response to specific client queries.

Before making an investment decision on the basis of research report, the reader needs to consider, with or without the assistance of an adviser, whether the advice is appropriate in light of their particular investment needs, objectives and financial circumstances. There are risks involved in securities trading. The price of securities can and does fluctuate, and an individual security may even become valueless. International investors are reminded of the additional risks inherent in international investments, such as currency fluctuations and international stock market or economic conditions, which may adversely affect the value of the investment. Opinions expressed are subject to change without any notice. Neither the company nor the director or the employees of NBSPL accept any liability whatsoever for any direct, indirect, consequential or other loss arising from any use of the research report and/or further communication in relation to the research report. Here it may be noted that neither NBSPL, nor its directors, employees, agents or representatives shall be liable for any damages whether direct or indirect, incidental, special or consequential including lost revenue or lost profit that may arise from or in connection with the use of the information contained in the research report.

Copyright of this document vests exclusively with NBSPL.

Our reports are also available on our website

Registration granted by SEBI and certification from NISM in no way guarantee performance of NBSPL or provide any assurance of returns to investors.

Nirmal Bang Research (Division of Nirmal Bang Securities Pvt. Ltd.)

B-2, 301/302, Marathon Innova,
Opp. Peninsula Corporate Park
Off. Ganpatrao Kadam Marg
Lower Parel(W), Mumbai-400013
Board No. : 91 22 6723 8000/8001
Fax. : 022 6723 8010